



Part of Keysight



KEYSIGHT



ESI Group

eLearning Course Catalog 2025

**Innovators
▶ start here**

Contents

Welcome to eLearning Course Catalog	2
Accelerated Hybrid Learning Approach for Maximum, Scalable Results	3
Our Services & Training	4
eLearning Platform Sneak Peek	5
The eLearning Experience	6
Our Annual Subscription Plans	7
Product Performance	9
VPS Explicit Learning Path	9
VPS Implicit Learning Path	10
VPS Course Details	11
VA One Learning Path	13
VA One Courses	14
SimulationX Learning Path	15
SimulationX Courses.....	16
Smart Manufacturing	18
STAMPING Learning Path	18
STAMPING Courses	19
COMPOSITES Learning Path	20
COMPOSITES Courses	21
SYSWELD Learning Path	22
SYSWELD Courses	23
CASTING Learning Path	24
CASTING Courses	25
Human Centric	26
IC.IDO Learning Path	26
IC.IDO Courses	27
Automation	28
Automation Learning Path	28
AUTOMATION Courses	29
Other Resources	30

Welcome to eLearning Course Catalog

Welcome to the Course Catalog for the ESI eLearning Platform

We are excited to introduce you to our exclusive eLearning Portal, now available to all of our current (and future!) customers!

What you'll find:



Interactive Courses: Engage with videos, activities and more, to help keep you engaged and interested in the learning journey.



Hands-On Practice: Apply what you've learned with exercises and assessments during the course



Expert Guidance: All of our courses were curated and created by our ESI Experts. Our courses and the topics they follow are the same as with our standard in-person trainings!

Standardized Training - Globally

No matter where you are, you have access to the same expertise.

Based on our current comprehensive Standard Trainings

Our eLearning platform is based on our Standard Training Catalog.

If in doubt about whether a training is a good fit for you or not, refer to the standard training catalog for additional course information.



Visit <https://myesi.esi-group.com/resources/trainings> to register for instructor-led training courses and select available dates.

Return to [Top](#)

Accelerated Hybrid Learning Approach for Maximum, Scalable Results

At ESI Group, we understand that **every team is unique**, and so are their learning preferences and challenges.

This is why we offer a **Blended Learning Approach** – a flexible combination of eLearning & instructor-led training, designed to meet your specific needs.

Our approach ensures:

- **Faster Onboarding:** Equip your teams with the skills they need to hit the ground running.
- **Accelerated Time to Value:** Enable quicker adoption and effective application of our solutions, maximizing your return on investment.
- **Customized Learning Paths:** Tailored programs that adapt to your team's schedule, learning styles, and project timelines.
- **Scalable:** Seamlessly grow and train teams of any size, across locations, without compromising quality or consistency.



Standard Customer Training – With an experienced instructor, online or in-person, dedicated to your organization. This catalog contains our comprehensive collection of courses available.



Standard Classroom Training – Open to numerous companies, held virtually with one of our instructors. View the schedule for 2025

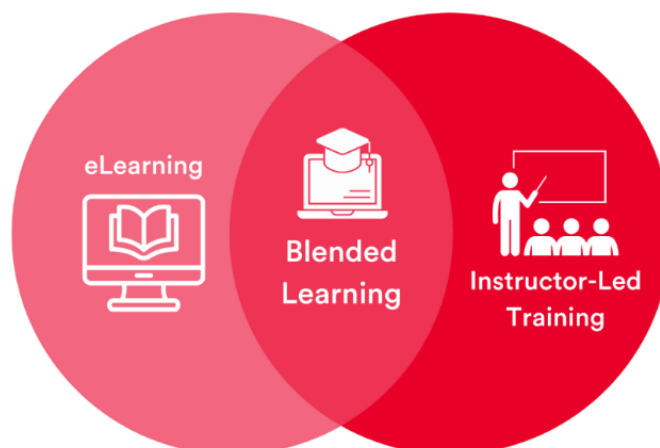


Custom Training – Training that is fully customizable and suited to your specific use cases



eLearning – Self-paced eLearning, available 24/7, giving you access to our expertise at a global, scalable, and more affordable setting

Whether your goal is to **train new hires, upskill your workforce, or prepare for a critical project launch**, our blended learning solutions deliver flexibility, scalability, and measurable results.



Visit <https://myesi.esi-group.com/resources/trainings> to register for instructor-led training courses and select available dates.

Return to [Top](#)

Our Services & Training

Training forms part of our services offered at ESI, included in the Onboarding and Adoption services packages.

Whether in the context of onboarding, adoption technologies or other expected outcomes, Process have been packaged to provide a structured and efficient way to meet the diverse needs of clients while offering them flexibility and cost-effectiveness.

Some services we offer include:



Onboarding Services: Dedicated to helping you effectively start to use ESI tools



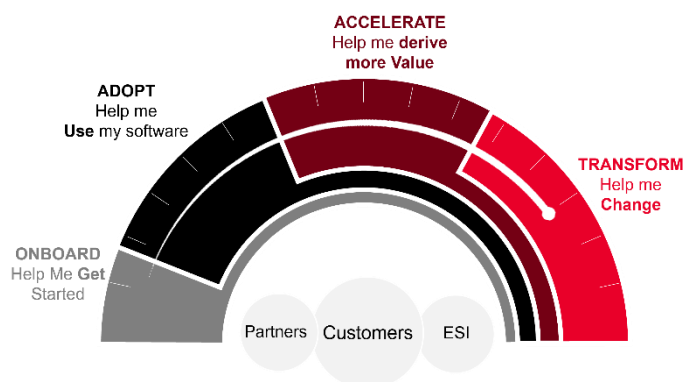
Adoption Services: Aimed at improving efficiency, productivity, or other specific objectives related to the use of technology.



Acceleration Services: Support you in your process of broadening functional scope, extending usage to new use cases, or large-scale adoption.



Transformation Services: This refers to the full range of our consulting activities to help your organization adopt, implement, and optimize our solutions as part of its process to modernize operations, improve efficiency, and fully exploit the benefits of our digital technologies.



Learn more about our service packages here:



Visit <https://myesi.esi-group.com/resources/trainings> to register for instructor-led training courses and select available dates.

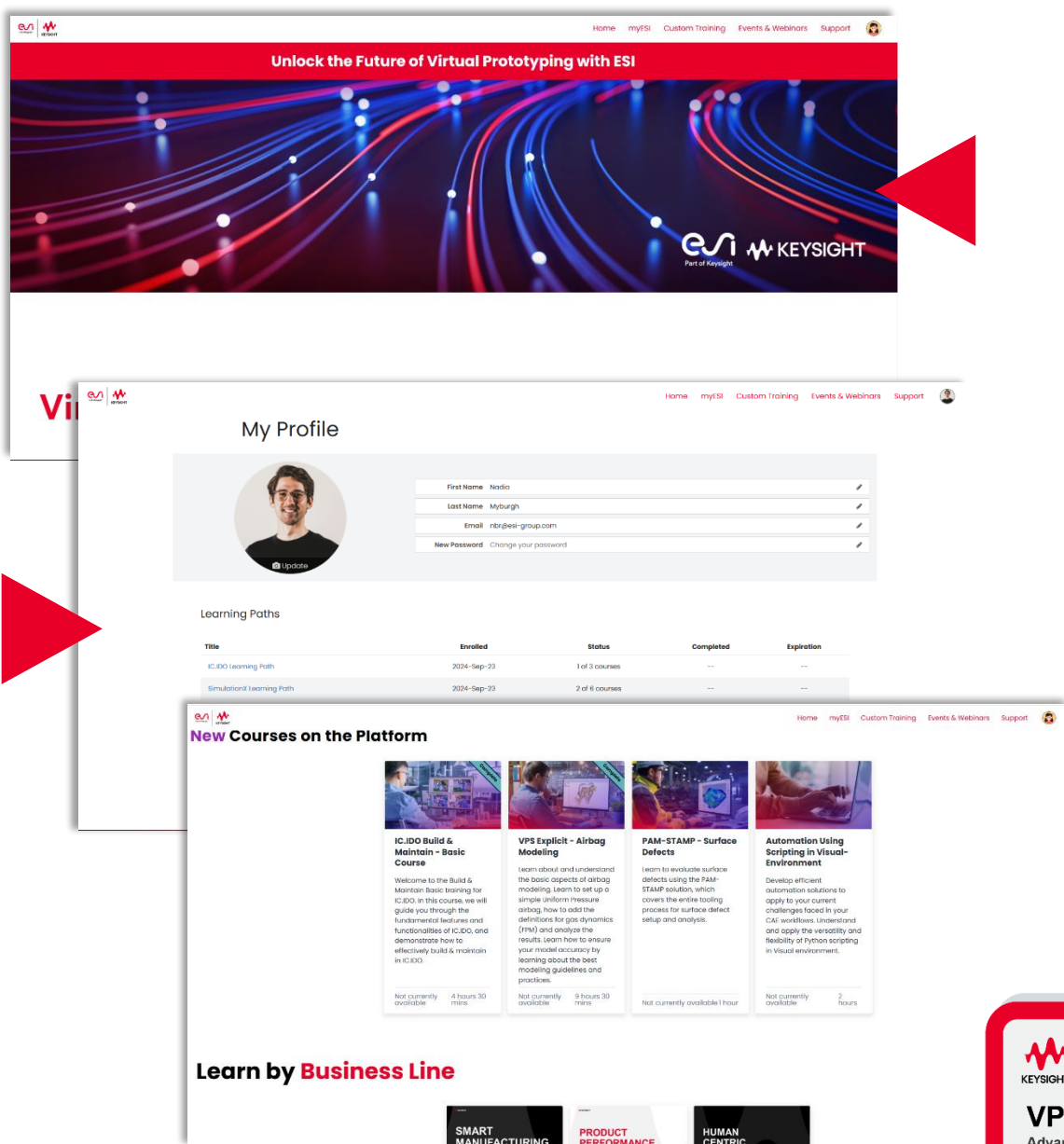
Return to [Top](#)

eLearning Platform Sneak Peek

Our platform is ergonomically designed with user experience and efficiency in mind, offering all the tools and features needed to ensure a seamless and successful eLearning journey.

On the eLearning platform, you can:

- track **all course progress** from your profile,
- **share certificates directly to LinkedIn** from your profile,
- see **new courses on the platform** as they become available,
- **sort and learn through topics** or business lines that interest you,
- and **earn your digital credentials** which you can **share to social media!**



The screenshot displays the eLearning platform interface. At the top, a banner reads "Unlock the Future of Virtual Prototyping with ESI" with the ESI and KEYSIGHT logos. Below this, the "My Profile" section shows a user's profile picture and details: First Name: Nadia, Last Name: Myburgh, Email: nrb@esi-group.com, and a New Password field. A table titled "Learning Paths" shows two paths: "IC.IDO Learning Path" (1 of 3 courses) and "Simulation Learning Path" (2 of 6 courses). Below the table, the "New Courses on the Platform" section features four course cards: "IC.IDO Build & Maintain - Basic Course", "VPS Explicit - Airbag Modeling", "PAM-STAMP - Surface Defects", and "Automation Using Scripting in Visual-Environment". Each card includes a description, duration, and availability status. At the bottom, the "Learn by Business Line" section highlights three categories: SMART MANUFACTURING, PRODUCT PERFORMANCE, and HUMAN CENTRIC. A red arrow points to the "VPS Explicit" course card.

Title	Enrolled	Status	Completed	Expiration
IC.IDO Learning Path	2024-Sep-23	1 of 3 courses	---	---
Simulation Learning Path	2024-Sep-23	2 of 6 courses	---	---

Course Title	Description	Duration	Availability
IC.IDO Build & Maintain - Basic Course	Welcome to the Build & Maintain Basic training for IC.IDO. In this course, we will guide you through the fundamental features and functionalities of IC.IDO, and demonstrate how to effectively build & maintain in IC.IDO.	4 hours 30 mins	Not currently available
VPS Explicit - Airbag Modeling	Learn about and understand the basic aspects of airbag modeling. Learn to set up a simple uniform pressure airbag, how to add the definitions for gas dynamics (PMA) and analyze the results. Learn how to ensure your model accuracy by learning about the best modeling guidelines and practices.	9 hours 30 mins	Not currently available
PAM-STAMP - Surface Defects	Learn to evaluate surface defects using the PAM-STAMP solution, which covers the entire tooling process for surface defect setup and analysis.	1 hour	Not currently available
Automation Using Scripting in Visual-Environment	Develop efficient automation solutions to apply to your current challenges faced in your CAD workflows. Understand and apply the versatility and flexibility of Python scripting in Visual environment.	2 hours	Not currently available

Learn by Business Line

- SMART MANUFACTURING
- PRODUCT PERFORMANCE
- HUMAN CENTRIC

Visit <https://myesi.esi-group.com/resources/trainings> to register for instructor-led training courses and select available dates.

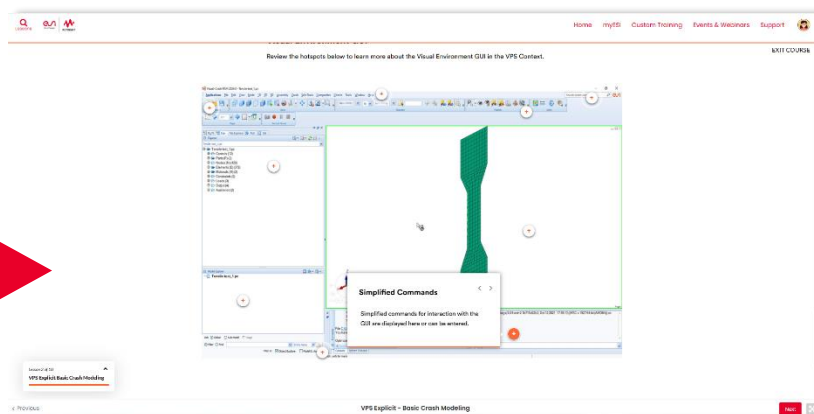
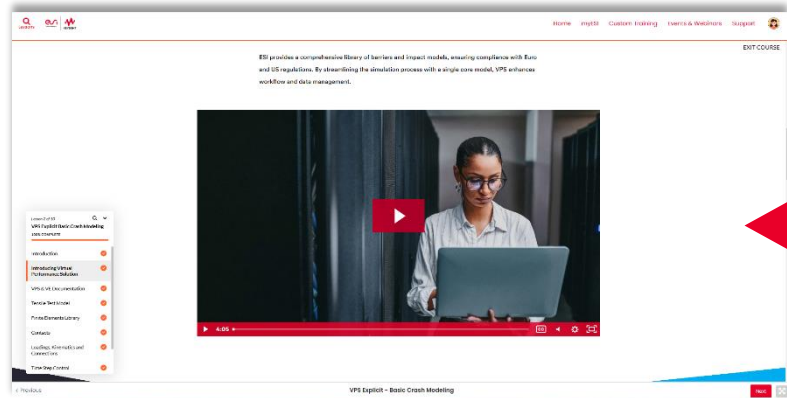
Return to [Top](#)



The eLearning Experience

Along with tracking your overall progress in your profile, you can start exactly where you left the course, should you need to take a break from the platform.

Search for topics or key words used throughout and easily jump between different lessons and sections of the course.

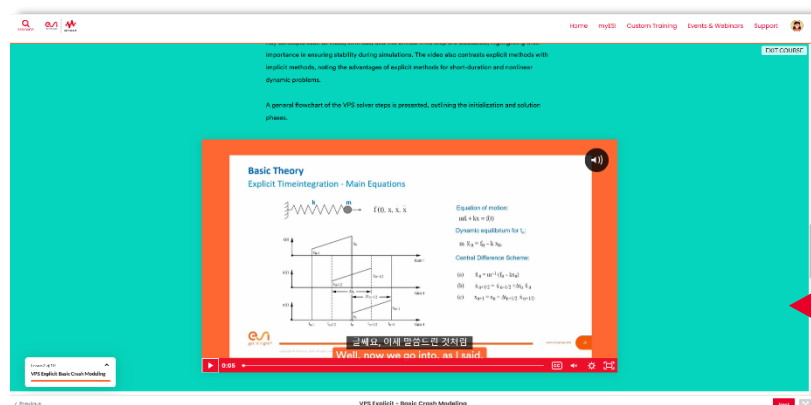


Find engaging and interactive ways to learn about key features of the software.

With a range of unique interactive activities, developed with our experts throughout the course, you'll be using the software in no time at all.

And, to make sure we don't leave anyone behind, captions have been translated into 7 languages: Chinese, Korean, Portuguese, Japanese, Spanish, French and German.*

**available for certain courses only*



Visit <https://myesi.esi-group.com/resources/trainings> to register for instructor-led training courses and select available dates.

Return to [Top](#)

Our Annual Subscription Plans

We offer multiple annual subscription types to ensure you find something that truly fits into your schedule. *Currency conversion rates may apply. Billed yearly.*

Our Pricing Plans

	INDIVIDUAL 1 Course Only Contact Sales €450 per course/year	Product Bundle 3 Courses €1,350 €1,250 per user/year	Product Bundle ENTERPRISE Contact Sales €CUSTOM Billed annually	Product Bundle Add-On €450 €400 Add Course
Training License	✓	✓	✓	
eLearning Portal Access	✓	✓	✓	
3 eLearning courses	✗	✓	✓	
Profile & Course Progress Tracking	✓	✓	✓	
Digital Certificate upon passing Assessment	✓	✓	✓	
Multiple Users	✗	✗	✓	

- When 3 eLearning courses are not enough, you can use this Add-on option to add an additional course
- One Product Bundle is necessary as a base for this formula.
- Training license included
- Earn a digital certificate for each additional course successfully passed and completed

Boost Learning With Add-On Options

	Product Bundle 3 Courses €1,350 €1,250 per user/year	Product Bundle Add-on €450 €400 add-on course		Product Bundle Upgrade €1,800 €1,650 Per User/Year
Training License	✓	✓		
eLearning Portal Access	✓	✓		
Assessment & Digital Certification	✓	✓		
Profile & Course Progress Tracking	✓	✓		
Multiple Users	✗	✗		
Additional 4th Course	✗	✓		

+

=

Visit <https://myesi.esi-group.com/resources/trainings> to register for instructor-led training courses and select available dates.

Return to [Top](#)

Introducing Enterprise Packages - Scalable Solutions for Larger Teams

Our Enterprise Product Bundle Packages are designed to support multiple users with flexible, scalable pricing. Training licenses are also included.

Reach out to us for more information.

Enterprise Packages

Reach out for more information

5 Users	10 Users	15 Users	20 Users
€6750	€13,500	€20,250	€27,000
€6250	€12,500	€18,428	€23,760
per year	per year	per year	per year

1 Product Bundle per user = 3 eLearning Courses	✓	✓	✓	✓
eLearning Portal Access	✓	✓	✓	✓
Assessment & Digital Certification	✓	✓	✓	✓
Possibility to add extra course per user	✓	✓	✓	✓
Multiple Users	✓	✓	✓	✓

Enterprise50 & Product Bundle Add-on

Reach out for more information

50 Users	Enterprise Add-on
€67,500	€22,500
€54,000	€20,000
per year	/extra course

1 Product Bundle per user = 3 eLearning Courses	✓	✓
eLearning Portal Access	✓	✓
Assessment & Digital Certification	✓	✓
Possibility to add extra course per user	✓	✓
Multiple Users	✓	✓
Additional 4th Course	✗	✓

Enterprise Product Bundle Upgrade

€90,000

€74,000

50 Users + Add-on Course / Year

Visit <https://myesi.esi-group.com/resources/trainings> to register for instructor-led training courses and select available dates.

Return to [Top](#)

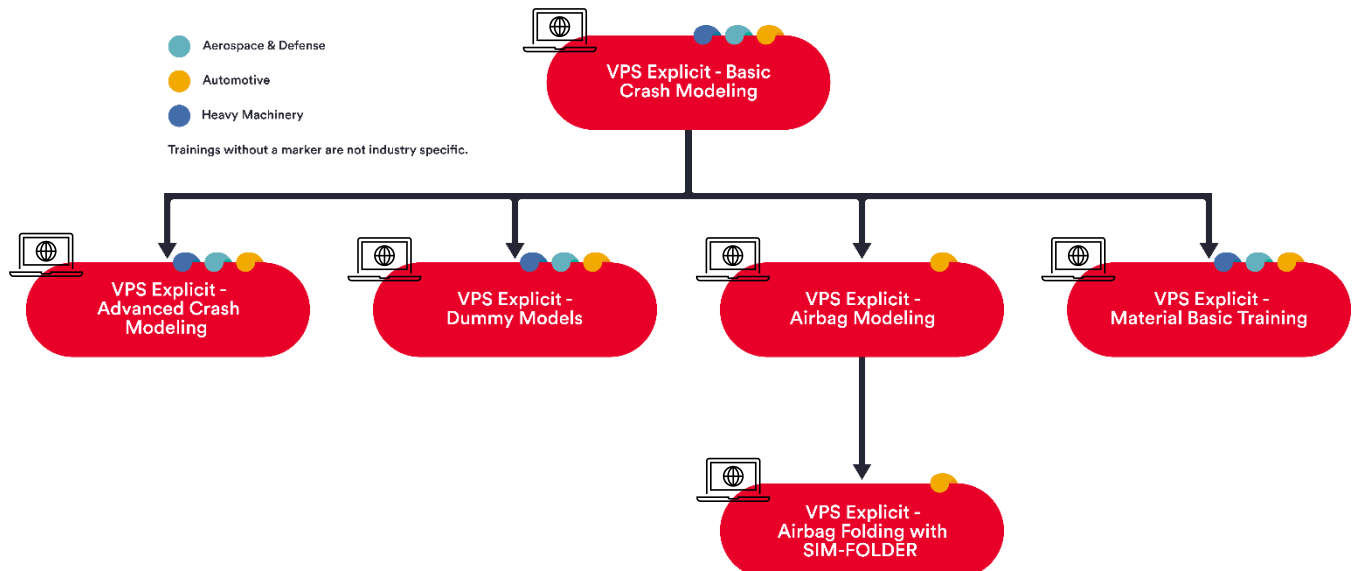
Product Performance

VPS Explicit Learning Path



When this icon is present, the course is available on our eLearning platform, as well as for instructor-led training.

If there is no icon present, it can be taken as a Standard Training with an Instructor.



Visit <https://myesi.esi-group.com/resources/trainings> to register for instructor-led training courses and select available dates.

Return to [Top](#)

VPS Implicit Learning Path



When this icon is present, the course is available on our eLearning platform, as well as for instructor-led training.

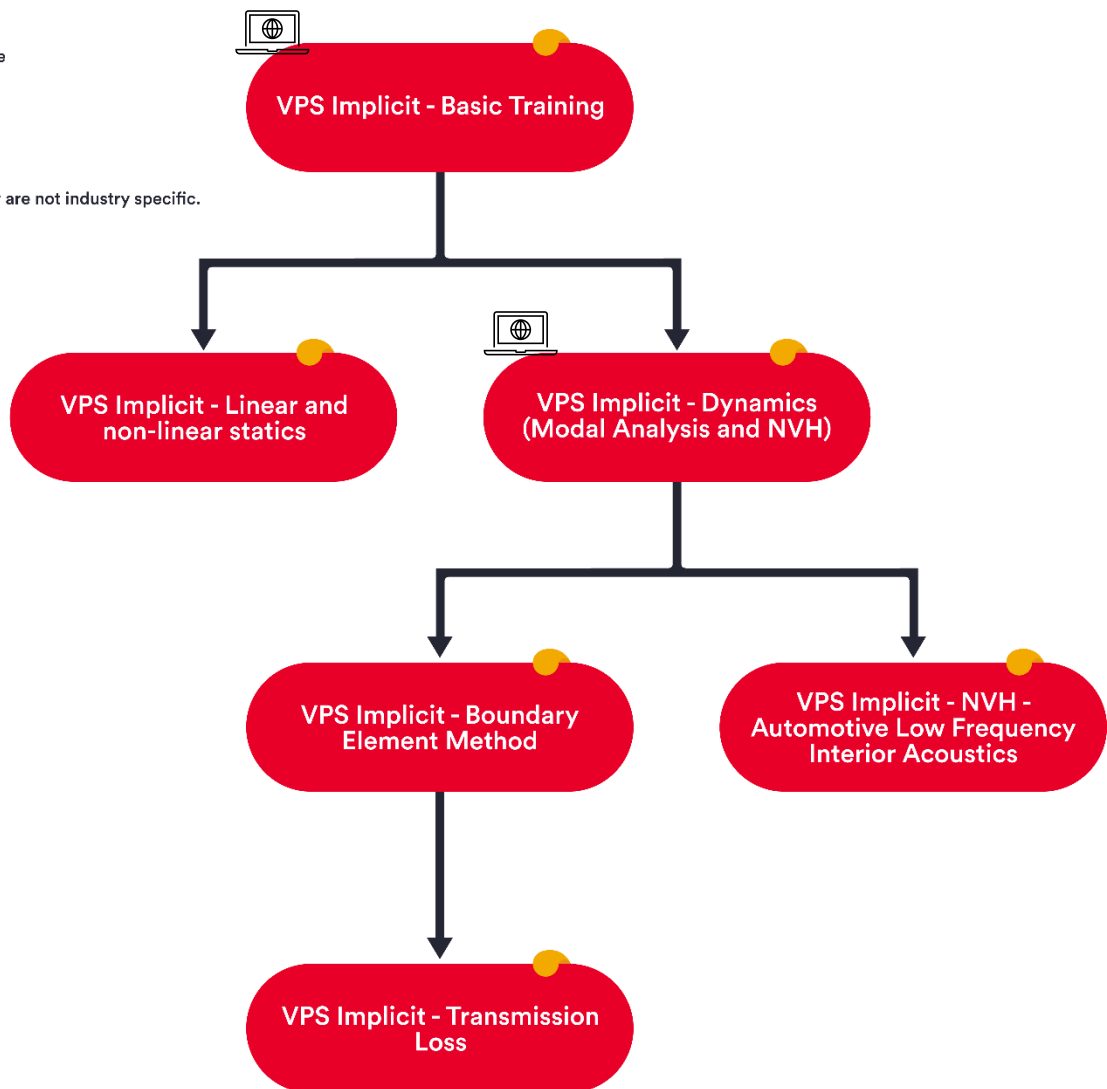
If there is no icon present, it can be taken as a Standard Training with an Instructor.

 Aerospace & Defense

 Automotive

 Heavy Machinery

Trainings without a marker are not industry specific.








Visit <https://myesi.esi-group.com/resources/trainings> to register for instructor-led training courses and select available dates.

Return to [Top](#)

VPS Course Details

For more information about the objectives and topics covered in each course, read our [training catalog here](#).

Name	Level	Course Duration (Hours)	Prerequisite Course	Translated Video Captions
VPS Explicit Basic Crash Modelling	Basic	11	None	
VPS Explicit Advanced Crash Modelling	Advanced	9.5	VPS Explicit Basic Crash Modelling	-
VPS Explicit Airbag Modelling	Advanced	9.5	VPS Explicit Basic Crash Modelling	-
VPS Explicit Material Modeling	Advanced	8	VPS Explicit Basic Crash Modelling	-
VPS Explicit Dummy Modelling	Advanced	5	VPS Explicit Basic Crash Modelling	
VPS Explicit Airbag folding with SIM-folder	Advanced	6.5	VPS Explicit - Basic Crash Modeling Training & VPS Explicit - Airbag Modeling Training.	
VPS Implicit Basic Training	Basic	5	None	
VPS Implicit Dynamics Training	Advanced	4.5	VPS Implicit Basic Training	

The **listed course durations are based on video content only** and are designed to provide a structured foundation for your learning journey.

To maximize the value of each course, we highly recommend allowing additional time for:

- **Hands-On Practice** – Apply what you’ve learned through guided exercises.
- **Experimentation and Simulations** – Reinforce concepts by exploring real-world scenarios at your own pace.

Visit <https://myesi.esi-group.com/resources/trainings> to register for instructor-led training courses and select available dates.

Return to [Top](#)

- **Self-Reflection and Review** – Deepen understanding and retention through independent study.

This flexible approach ensures you can progress at a pace that suits your needs while building the skills required for practical application and long-term success.

VA One Learning Path

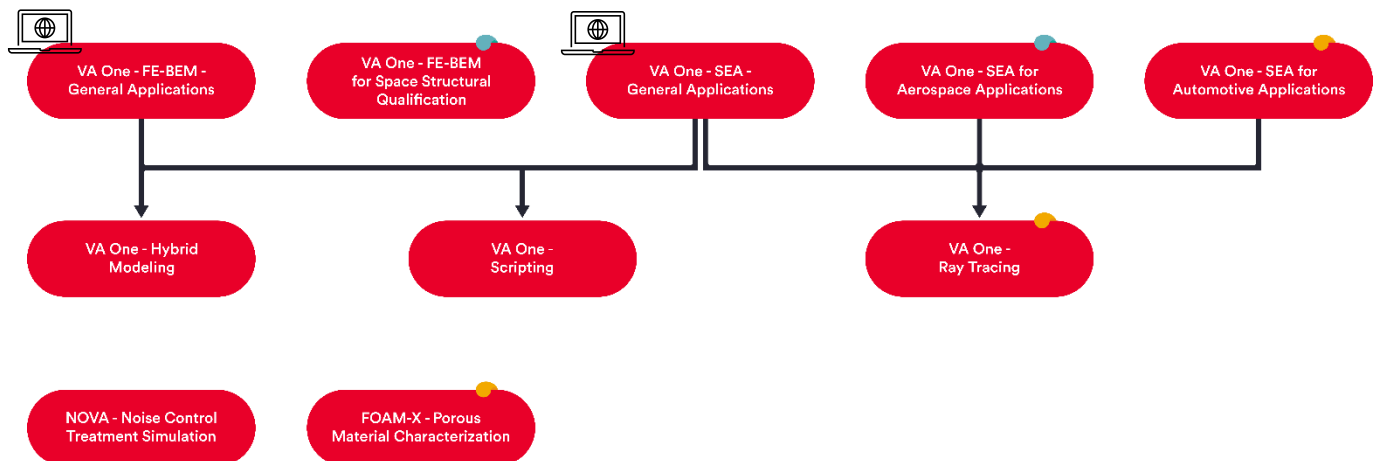


When this icon is present, the course is available on our eLearning platform, as well as for instructor-led training.

If there is no icon present, it can be taken as a Standard Training with an Instructor.

- Aerospace & Defense
- Automotive
- Heavy Machinery

Trainings without a marker are not industry specific.



Visit <https://myesi.esi-group.com/resources/trainings> to register for instructor-led training courses and select available dates.

Return to [Top](#)

VA One Courses

For more information about the objectives and topics covered in each course, read our [training catalog here](#).

Name	Level	Course Duration (Hours)	Prerequisite Course	Translated Video Captions
VA One FEM/BEM General Applications	Basic	7	None	-
VA One SEA General Applications	Basic	7	None	
VA One FEM/BEM Space Structural	COMING SOON	COMING SOON	COMING SOON	COMING SOON
VA One SEA Aerospace	COMING SOON	COMING SOON	COMING SOON	COMING SOON
VA One SEA Automotive Applications	Advanced	COMING SOON	COMING SOON	COMING SOON

The **listed course durations are based on video content only** and are designed to provide a structured foundation for your learning journey.

To maximize the value of each course, we highly recommend allowing additional time for:

- **Hands-On Practice** – Apply what you've learned through guided exercises.
- **Experimentation and Simulations** – Reinforce concepts by exploring real-world scenarios at your own pace.
- **Self-Reflection and Review** – Deepen understanding and retention through independent study.

This flexible approach ensures you can progress at a pace that suits your needs while building the skills required for practical application and long-term success.

Visit <https://myesi.esi-group.com/resources/trainings> to register for instructor-led training courses and select available dates.

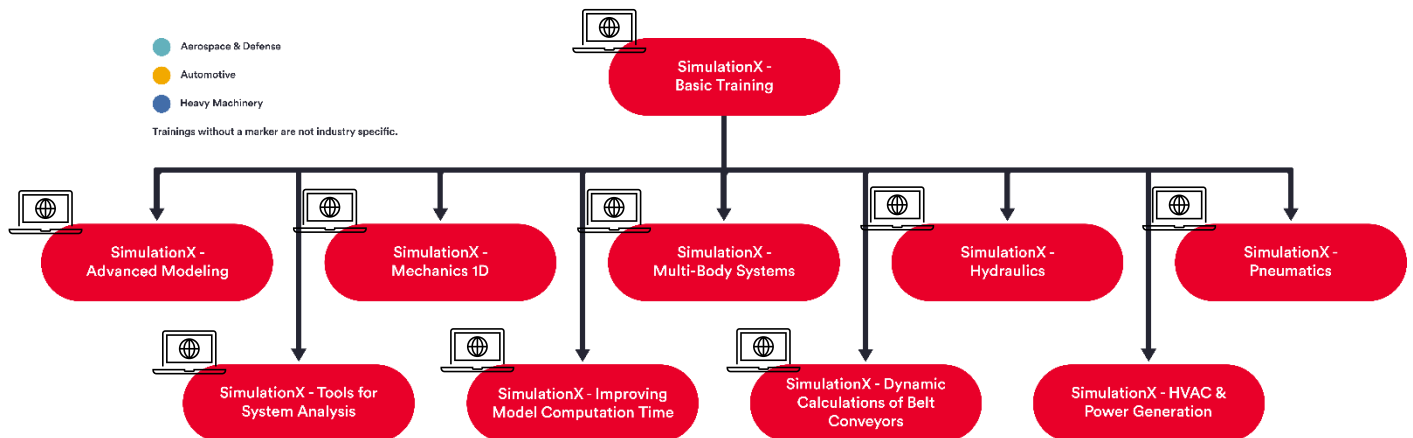
Return to [Top](#)

SimulationX Learning Path



When this icon is present, the course is available on our eLearning platform, as well as for instructor-led training.

If there is no icon present, it can be taken as a Standard Training with an Instructor.



Visit <https://myesi.esi-group.com/resources/trainings> to register for instructor-led training courses and select available dates.

Return to [Top](#)

SimulationX Courses

For more information about the objectives and topics covered in each course, read our [training catalog here](#).

Name	Level	Course Duration (Hours)	Prerequisite Course	Translated Video Captions
SimulationX Basic Training	Basic	5	None	
SimulationX Advanced Modelling	Advanced	6.5	SimulationX Basic Training	
SimulationX Mechanics 1D	Advanced	5	SimulationX Basic Training	-
SimulationX Multi-Body Systems	Advanced	5.5	SimulationX Basic Training	
SimulationX Hydraulics	Advanced	3.5	SimulationX Basic Training	-
SimulationX Pneumatics	Advanced	5.5	SimulationX Basic Training	
SimulationX Tools for System Analysis	Advanced	4	SimulationX Basic Training	
SimulationX Improving Model Computation Time	Advanced	4.5	SimulationX Basic Training	
SimulationX Dynamic Calculations of Belt Conveyors	Advanced	7.5	SimulationX Basic Training	

The **listed course durations are based on video content only** and are designed to provide a structured foundation for your learning journey.

To maximize the value of each course, we highly recommend allowing additional time for:

- **Hands-On Practice** – Apply what you’ve learned through guided exercises.

Visit <https://myesi.esi-group.com/resources/trainings> to register for instructor-led training courses and select available dates.

Return to [Top](#)

- **Experimentation and Simulations** – Reinforce concepts by exploring real-world scenarios at your own pace.
- **Self-Reflection and Review** – Deepen understanding and retention through independent study.

This flexible approach ensures you can progress at a pace that suits your needs while building the skills required for practical application and long-term success.

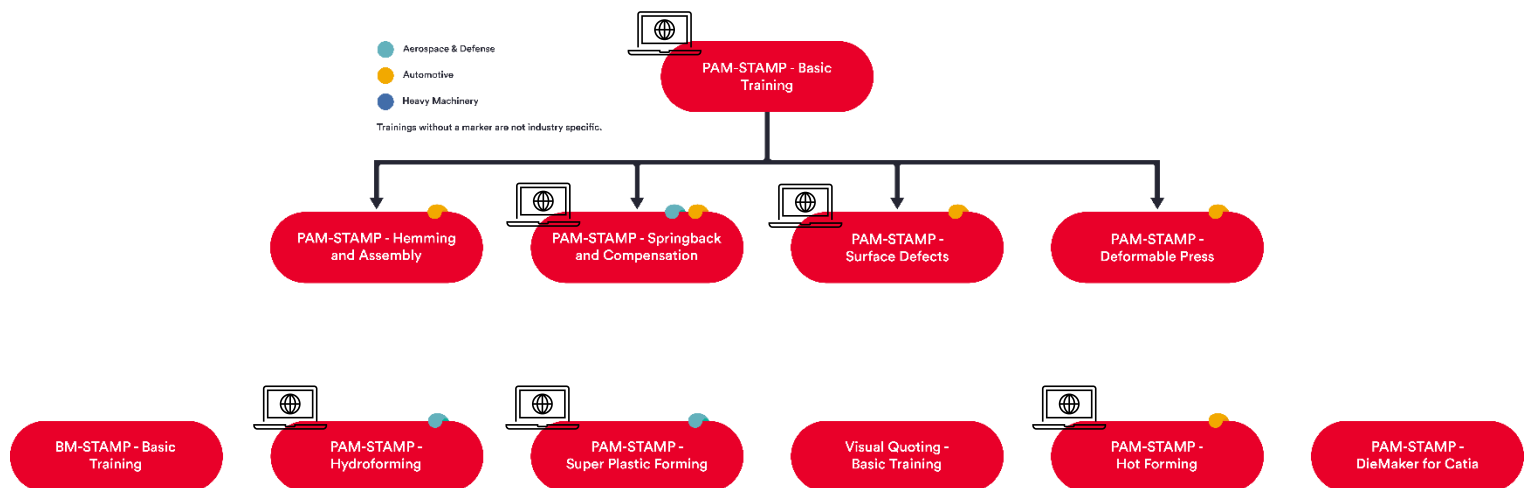
Smart Manufacturing

STAMPING Learning Path



When this icon is present, the course is available on our eLearning platform, as well as for instructor-led training.

If there is no icon present, it can be taken as a Standard Training with an Instructor.






Visit <https://myesi.esi-group.com/resources/trainings> to register for instructor-led training courses and select available dates.

Return to [Top](#)

STAMPING Courses

For more information about the objectives and topics covered in each course, read our [training catalog here](#).

Name	Level	Course Duration (Hours)	Prerequisite Course	Translated Video Captions
PAM-STAMP Basic Training	Basic	5	None	
PAM-STAMP Hot Forming	Advanced	2.5	PAM-STAMP Basic Training	-
PAM-STAMP Super Plastic Forming	Advanced	3	PAM-STAMP Basic Training	-
PAM-STAMP Hydroforming	Advanced	3	PAM-STAMP Basic Training	
PAM-STAMP Springback & Compensation	Advanced	2	PAM-STAMP Basic Training	
PAM-STAMP Surface Defects	Advanced	2	PAM-STAMP Basic Training	-
BMS Basic Training	Basic	COMING SOON	COMING SOON	COMING SOON

The **listed course durations are based on video content only** and are designed to provide a structured foundation for your learning journey.

To maximize the value of each course, we highly recommend allowing additional time for:

- **Hands-On Practice** – Apply what you've learned through guided exercises.
- **Experimentation and Simulations** – Reinforce concepts by exploring real-world scenarios at your own pace.
- **Self-Reflection and Review** – Deepen understanding and retention through independent study.

This flexible approach ensures you can progress at a pace that suits your needs while building the skills required for practical application and long-term success.

Visit <https://myesi.esi-group.com/resources/trainings> to register for instructor-led training courses and select available dates.

Return to [Top](#)

COMPOSITES Learning Path



When this icon is present, the course is available on our eLearning platform, as well as for instructor-led training.

If there is no icon present, it can be taken as a Standard Training with an Instructor.

-  Aerospace & Defense
-  Automotive
-  Heavy Machinery
-  Energy

Trainings without a marker are not industry specific.



**PAM-FORM - Composites
Basic Training**



**PAM-RTM - Basic
Training**



**PAM-DISTORTION -
Basic Training**



**PAM-FORM - Plastics
and Trims Basic Training**



**PAM-RTM Iso-Thermal
Filling Training**





PAM SMC Basic Training

Visit <https://myesi.esi-group.com/resources/trainings> to register for instructor-led training courses and select available dates.

Return to [Top](#)

COMPOSITES Courses

For more information about the objectives and topics covered in each course, read our [training catalog here](#).

Name	Level	Course Duration (Hours)	Prerequisite Course	Translated Video Captions
PAM-FORM Composites Basic Training	Basic	8	None	
PAM-SMC Basic Training	Basic	4.5	None	-
PAM-RTM Basic Training	Basic	4	None	
PAM-DISTORTION Basic Training	Basic	3.5	None	
PAM-FORM Plastics & Trims Basic Training	Basic	8	None	

The **listed course durations are based on video content only** and are designed to provide a structured foundation for your learning journey.

To maximize the value of each course, we highly recommend allowing additional time for:

- **Hands-On Practice** – Apply what you've learned through guided exercises.
- **Experimentation and Simulations** – Reinforce concepts by exploring real-world scenarios at your own pace.
- **Self-Reflection and Review** – Deepen understanding and retention through independent study.

This flexible approach ensures you can progress at a pace that suits your needs while building the skills required for practical application and long-term success.

Visit <https://myesi.esi-group.com/resources/trainings> to register for instructor-led training courses and select available dates.

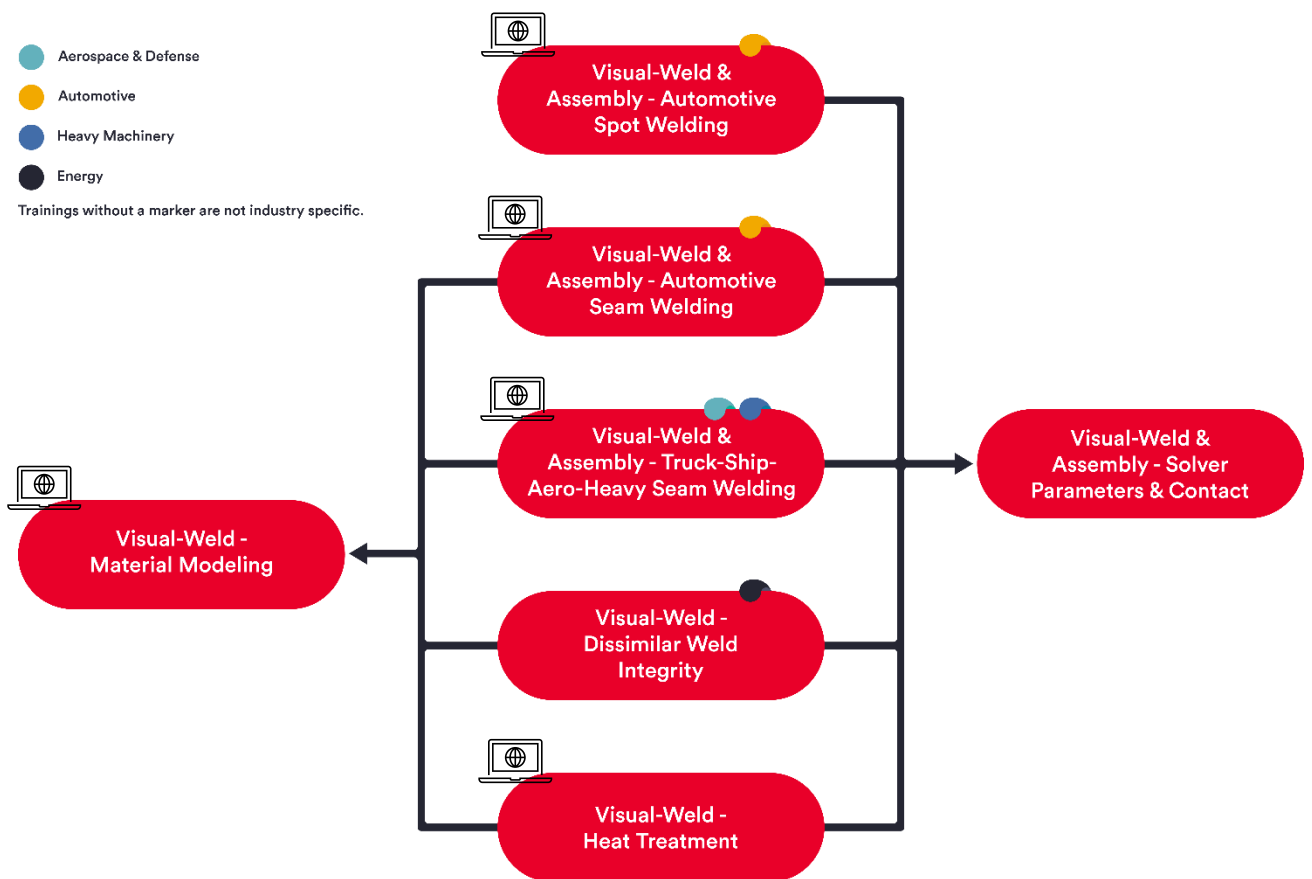
Return to [Top](#)

SYSWELD Learning Path



When this icon is present, the course is available on our eLearning platform, as well as for instructor-led training.

If there is no icon present, it can be taken as a Standard Training with an Instructor.



Visit <https://myesi.esi-group.com/resources/trainings> to register for instructor-led training courses and select available dates.

Return to [Top](#)

SYSWELD Courses

For more information about the objectives and topics covered in each course, read our [training catalog here](#).

Name	Level	Course Duration (Hours)	Prerequisite Course	Translated Video Captions
Visual-Weld & Assembly - Automotive Spot Welding	Basic	10.5	None	
Visual-Weld & Assembly - Automotive Seam Welding	Basic	3.5	None	
Visual-Weld & Assembly - Truck/Ship/Aero/Heavy Seam Welding	Basic	8	None	
Visual-Weld - Heat Treatment	Basic	4	None	
Visual-Weld - Material Modeling	Basic	4	None	
Visual-Weld & Assembly – Solver Parameters & Contacts	COMING SOON	COMING SOON	COMING SOON	COMING SOON
Visual-Weld – Dissimilar Weld Integrity	COMING SOON	COMING SOON	COMING SOON	COMING SOON

The listed course durations are based on video content only and are designed to provide a structured foundation for your learning journey.

To maximize the value of each course, we highly recommend allowing additional time for:

- **Hands-On Practice** – Apply what you’ve learned through guided exercises.
- **Experimentation and Simulations** – Reinforce concepts by exploring real-world scenarios at your own pace.
- **Self-Reflection and Review** – Deepen understanding and retention through independent study.

This flexible approach ensures you can progress at a pace that suits your needs while building the skills required for practical application and long-term success.

Visit <https://myesi.esi-group.com/resources/trainings> to register for instructor-led training courses and select available dates.

Return to [Top](#)

CASTING Learning Path



When this icon is present, the course is available on our eLearning platform, as well as for instructor-led training.

If there is no icon present, it can be taken as a Standard Training with an Instructor.

 Aerospace & Defense

 Automotive

 Heavy Machinery

Trainings without a marker are not industry specific.



ProCAST -
Investment Casting



ProCAST -
Die Casting



ProCAST -
Sand Casting



QuikCAST -
Die Casting








QuikCAST -
Sand Casting

Visit <https://myesi.esi-group.com/resources/trainings> to register for instructor-led training courses and select available dates.

Return to [Top](#)

CASTING Courses

For more information about the objectives and topics covered in each course, read our [training catalog here](#).

Name	Level	Course Duration (Hours)	Prerequisite Course	Translated Video Captions
ProCAST Investment Casting	Basic	11.5	None	
ProCAST Sand Casting	Basic	3	None	
ProCAST Die Casting	Basic	3	None	
QuickCAST Sand Casting	Basic	4	None	
QuickCAST Die Casting	Basic	4	None	

The **listed course durations are based on video content only** and are designed to provide a structured foundation for your learning journey.

To maximize the value of each course, we highly recommend allowing additional time for:

- **Hands-On Practice** – Apply what you’ve learned through guided exercises.
- **Experimentation and Simulations** – Reinforce concepts by exploring real-world scenarios at your own pace.
- **Self-Reflection and Review** – Deepen understanding and retention through independent study.

This flexible approach ensures you can progress at a pace that suits your needs while building the skills required for practical application and long-term success.

Visit <https://myesi.esi-group.com/resources/trainings> to register for instructor-led training courses and select available dates.

Return to [Top](#)

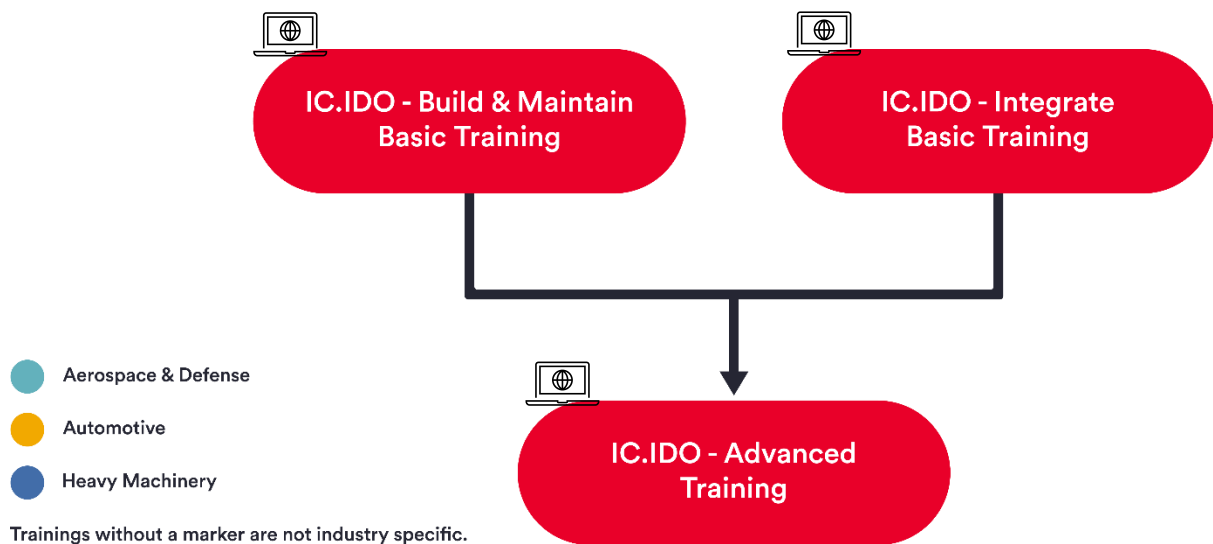
Human Centric

IC.IDO Learning Path



When this icon is present, the course is available on our eLearning platform, as well as for instructor-led training.

If there is no icon present, it can be taken as a Standard Training with an Instructor.






Visit <https://myesi.esi-group.com/resources/trainings> to register for instructor-led training courses and select available dates.

Return to [Top](#)

IC.IDO Courses

For more information about the objectives and topics covered in each course, read our [training catalog here](#).

Name	Level	Course Duration (Hours)	Prerequisite Course	Translated Video Captions
IC.IDO Integrate Basic Training	Basic	4	None	
IC.IDO Build & Maintain Basic Training	Basic	4.5	None	
IC.IDO Advanced Training	Advanced	3	IC.IDO Build & Maintain Basic Training	

The **listed course durations are based on video content only** and are designed to provide a structured foundation for your learning journey.

To maximize the value of each course, we highly recommend allowing additional time for:

- **Hands-On Practice** – Apply what you’ve learned through guided exercises.
- **Experimentation and Simulations** – Reinforce concepts by exploring real-world scenarios at your own pace.
- **Self-Reflection and Review** – Deepen understanding and retention through independent study.

This flexible approach ensures you can progress at a pace that suits your needs while building the skills required for practical application and long-term success.

Visit <https://myesi.esi-group.com/resources/trainings> to register for instructor-led training courses and select available dates.

Return to [Top](#)

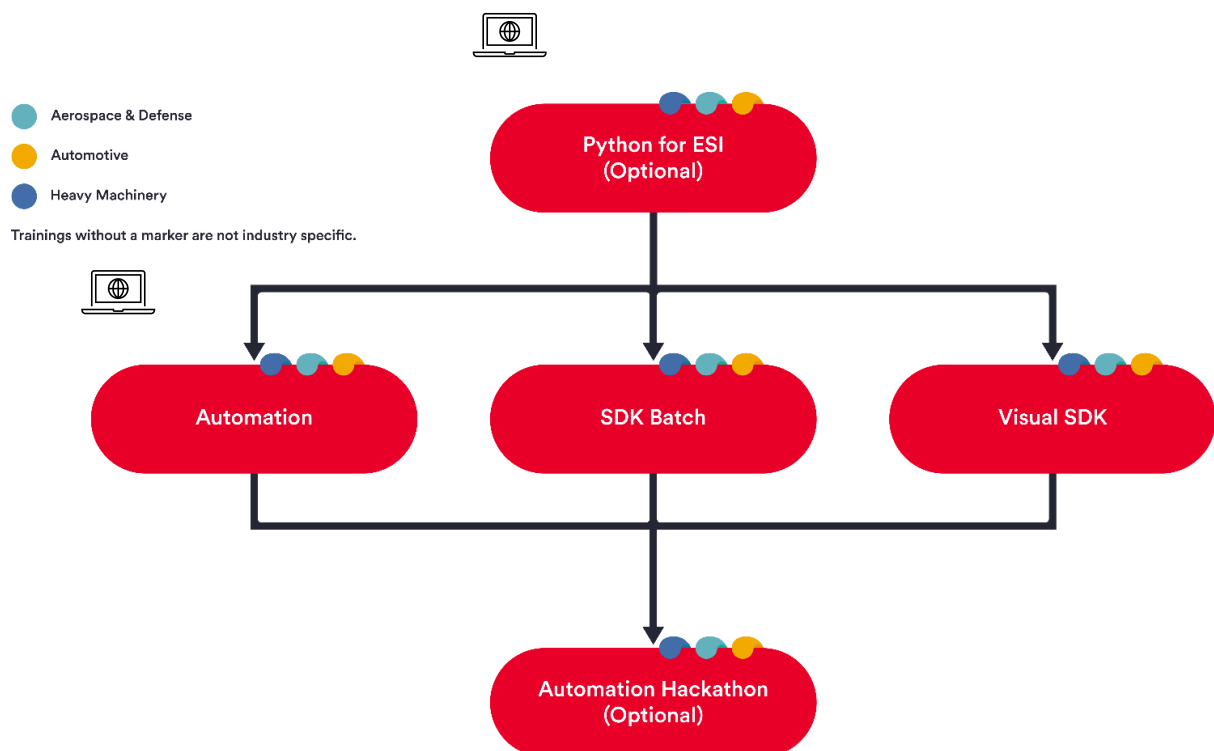
Automation

Automation Learning Path



When this icon is present, the course is available on our eLearning platform, as well as for instructor-led training.

If there is no icon present, it can be taken as a Standard Training with an Instructor.





Visit <https://myesi.esi-group.com/resources/trainings> to register for instructor-led training courses and select available dates.

Return to [Top](#)

AUTOMATION Courses

For more information about the objectives and topics covered in each course, read our [training catalog here](#)

Name	Level	Course Duration (Hours)	Prerequisite Course	Translated Video Captions
Basics of Python (optional)	Basic	3	None	
Automation using Scripting in Visual-Environment	Basic	2	None, but Python knowledge is recommended	
Automation using SDK Batch	COMING SOON	COMING SOON	COMING SOON	COMING SOON
Automation using Visual-SDK	COMING SOON	COMING SOON	COMING SOON	COMING SOON

The **listed course durations are based on video content only** and are designed to provide a structured foundation for your learning journey.

To maximize the value of each course, we highly recommend allowing additional time for:

- **Hands-On Practice** – Apply what you’ve learned through guided exercises.
- **Experimentation and Simulations** – Reinforce concepts by exploring real-world scenarios at your own pace.
- **Self-Reflection and Review** – Deepen understanding and retention through independent study.

This flexible approach ensures you can progress at a pace that suits your needs while building the skills required for practical application and long-term success.

Visit <https://myesi.esi-group.com/resources/trainings> to register for instructor-led training courses and select available dates.

Return to [Top](#)

Other Resources

Thank you for taking the time to consider training from ESI; we trust you found this catalog useful. We want to ensure you're also aware of these other resources available to you:



myesi.esi-group.com: This is your customer portal provided by ESI Group, where you can access exclusive resources, product updates, support, and even interact with other users for community support and information sharing.



www.esi-group.com: This is the official website of ESI Group where you'll find comprehensive information about the company, its services, and products. It is a central hub for news, event information, and updates about the company.



ESI social media platforms: ESI Group's social media accounts on platforms including LinkedIn, Twitter, Facebook, and YouTube provide real-time updates, news, and insights about the company and its offerings.



Events and webinar pages: On these pages, you'll find information about upcoming webinars, online events such as ESI Live, and physical conferences hosted or participated in by ESI Group.



ESI News: This section on ESI Group's website features the latest news and announcements from the company. Watch this space...



The ESI Blog: Our blog is a valuable resource that provides expert insights, thought leadership, and detailed articles on a wide range of topics related to ESI Group's products and services.



The Resource Center: ESI's resource center is the library of resources such as whitepapers, case studies, e-books, and tutorials related to the company's products and services.



Customer Stories: The "Customer Stories" section features real-life experiences of customers using ESI Group's products and solutions. and can be a great source of inspiration and learning for both prospective and existing customers.

Visit <https://myesi.esi-group.com/resources/trainings> to register for instructor-led training courses and select available dates.

Return to [Top](#)