



Computer Simulation Improves Design of Hand-Held Chemical Analysis System

THE CHALLENGE

- Designing a micro-electro-mechanical system (MEMS) that operates on too small a scale to measure
- The preconcentrator needs to collect as much analyte as possible and release most or all of it in a very short period of time


THE STORY

Sandia Corporation, a Lockheed Martin Company, has developed a hand-held chemical analysis system designed to be used by first responders for the detection of toxic agents. The first stage of the ChemLab system is the preconcentrator which samples and collects analytes from an inlet gas stream and ejects them on command into the separation stage. Due to difficulties associated with measuring flow on a micro scale, designing the preconcentrator was challenging. Sandia engineers worked with consultants at ESI Group to simulate fluid flow and chemical reactions through the preconcentrator with ESI's CFD-ACE+ computational fluid dynamics (CFD) software. The simulation results showed that in the initial concept design flow rushes along the sides of the preconcentrator with poor wetting of the adsorbent pillars resulting in inefficient adsorption of analyte. Sandia and ESI engineers modified the design by rearranging the pillars to improve wetting and optimize the adsorption and desorption phases.

THE BENEFITS

- Sandia substantially improved the preconcentrator design
- Simulation reduces the number of prototypes that were needed.

Sandia's ChemLab is a portable, handheld chemical-analysis system for homeland security, defense, and environmental and medical applications that can detect chemical warfare agents and toxic industrial chemicals. The planar preconcentrator consists of a thin silicon nitride membrane supporting a patterned metal film heating element. The membrane is coated with a templated porous sol-gel to selectively and reversibly absorb analytes of interest while allowing interferences to pass by. In the collection phase, a gas stream containing target analytes flows through the preconcentrator chamber and adsorbs to the preconcentrator film. The adsorbent surfaces are then heated using thin-film resistor micro-heater while the carrier gas is flowed into the device. This thermally desorbs the collected analytes in a narrow concentrated chemical pulse over approximately 0.2 seconds.

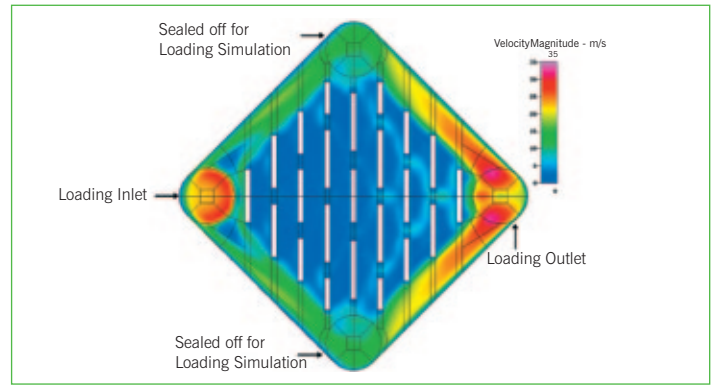
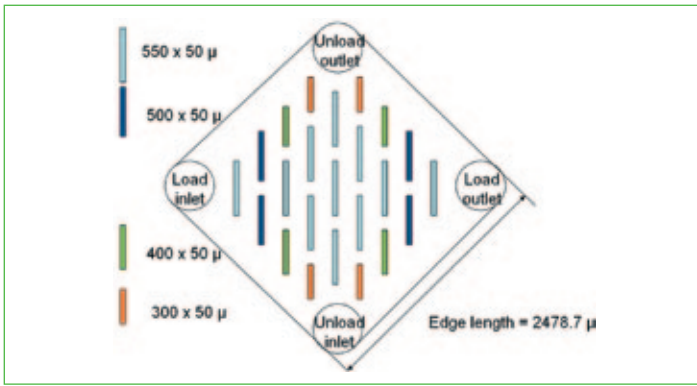


DESIGN CHALLENGES

The challenges to the engineers designing the preconcentrator were to collect as much of the analyte as possible on the adsorbent surfaces in the least possible time and provide a sharp peak of analyte flux for detection by the sensor. The design parameters included the geometry of the preconcentrator, the mass flow rates during the adsorption and desorption phases, the carrier gases during adsorption and desorption phases, adsorption and desorption kinetics, and the desorption temperature profile. Microfluidic devices such as the ChemLab are not well suited to traditional build and test design methods. The small size of the devices makes it nearly impossible to instrument them with sensors that would be required to evaluate local fluid flow. Without quantitative information, engineers normally are left to rely upon their instinct and guesswork in attempting to optimize the design.

A substantial improvement over the conventional design methods was achieved in this application by simulating the performance of the preconcentrator using CFD-ACE+. The CFD simulation showed that in the original design, flow rushes along the edges of the preconcentrator to avoid the obstructions presented by the pillars. The result was that there was very little contact between the flow and pillars. Engineers rearranged the pillars in an effort to solve this problem. The basic idea was to position the pillars to block off the escape route around the sides of the preconcentrator. They accomplished this by running the pillars all the way across the preconcentrator so that the gas flow was forced to go through the rows of pillars. Re-running the analysis using this geometry showed a greatly improved flow profile with much more wetting of the adsorbent pillars.

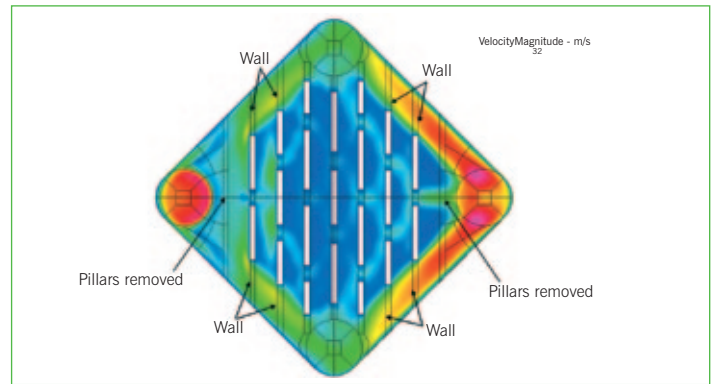
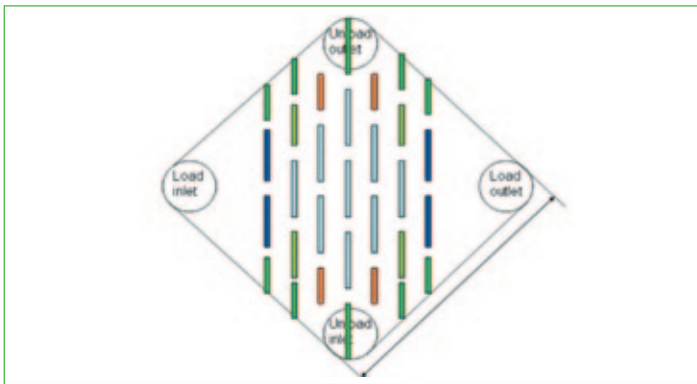
After the optimal flow geometry was determined, four simulations were performed to measure the surface reactions involved in adsorption and desorption of the analyte. Two different flow rates were used for the adsorption phase and two different gases and two different flow rates were used for the desorption phase. The simulation results showed much more analyte is adsorbed with a flow rate of 300 mL/min. Analyte concentration drops dramatically across the chip for the 60 mL case with virtually no analyte found on the pillars away from the inlet.



Original design showed poor wetting of pillars

“The cost of designing, fabricating and testing micro devices can often be prohibitive. So the ability to simulate the behavior of the micropreconcentrator was critical to advancing new designs quickly and affordably. To this end, working with ESI Group was a very beneficial since their experience in CFD simulation of microfluidics, chemical reactions,

flow, etc permitted us to rapidly make a model, validate it and use it to predict improved designs. We are now implementing the recommended design changes.” - Ron Manginell, Principal Member of the Technical Staff, Sandia National Laboratories



CFD helped improve flow through preconcentrator

ABOUT ESI GROUP

ESI is a world-leading supplier and pioneer of digital simulation software for prototyping and manufacturing processes that take into account the physics of materials. ESI has developed an extensive suite of coherent, industry-oriented applications to realistically simulate a product's behavior during testing, to fine-tune manufacturing processes in accordance with desired product performance, and to evaluate the environment's impact on product performance. ESI's products represent a unique collaborative and open environment for Simulation-Based Design, enabling virtual prototypes to be improved in a continuous and collaborative manner while eliminating the need for physical prototypes during product development. The company employs over 750 high-level specialists worldwide covering more than 30 countries. ESI Group is listed in compartment C of NYSE Euronext Paris. For further information, visit www.esi-group.com.



info@esi-group.com

EUROPE

BENELUX & SCANDINAVIA
ESI Group Netherlands
 Radex Innovation Centre
 room 4.57
 Rotterdamseweg 183 C
 2629 HD Delft
 The Netherlands
 T. +31 (0)15 268 2501
 F. +31 (0)15 268 2514

CZECH REPUBLIC & EASTERN EUROPE
MECAS ESI
 Brojova 2113/16
 326 00 Pilsen
 Czech Republic
 T. +420 377 432 931
 F. +420 377 432 930

FRANCE
ESI France
 Parc d'Affaires Silic
 99, rue des Solets - BP
 80112
 94513 Rungis cedex
 France
 T. +33 (0)1 49 78 28 00
 F. +33 (0)1 46 87 72 02

GERMANY
ESI GmbH
 Mergenthalerallee 15-21
 D-65760 Eschborn
 Germany
 T. +49 (0)6196 9583 0
 F. +49 (0)6196 9583 111

ITALY
ESI Italia
 Via San Donato 191
 40127 Bologna
 Italy
 T. +39 0516335577
 T. +39 0516335578
 F. +39 0516335601

SPAIN
ESI Group Hispania
 Parque Empresarial Arroyo
 de la Vega
 C/ Francisca Delgado,
 11 - planta 2ª
 28108 Alcobendas (Madrid)
 Spain
 T. +34 91 484 02 56
 F. +34 91 484 02 55

SWITZERLAND
Calcom ESI
 Parc Scientifique
 EPFL / PSE-A
 1015 Lausanne-EPFL
 Switzerland
 T. +41 21 693 2918
 F. +41 21 693 4740

UNITED KINGDOM
ESI UK
 1 Robert Robinson Av.
 The Magdalen Centre
 Oxford Science Park
 Oxford OX 4 4GA
 United Kingdom
 T. +44 (0) 1865 784 830
 F. +44 (0) 1865 784 826

AMERICAS

USA
ESI North America
 32605 W 12 Mile Road
 Suite 350
 Farmington Hills, MI
 48334-3379
 USA
 T. +1 (248) 381-8040
 F. +1 (248) 381-8998

USA
ESI North America
 6767 Old Madison Pike
 Suite 600
 Huntsville, AL 35806
 USA
 T. +1 (256) 713-4700
 F. +1 (256) 713-4799

SOUTH AMERICA
ESI South America
 Av. Pedroso de Morais,
 1619 cj.312
 São Paulo
 SP CEP 05419-001
 Brazil
 T./F. +55 (011) 3031-6221

ASIA

CHINA
ESI China
 Room 16A,
 Base F Fu Hua Mansion
 No. 8 Chaoyangmen
 North Avenue
 Beijing 100027
 China
 T. +86 (10) 6554 4907
 F. +86 (10) 6554 4911

INDIA
ESI India
 Indrakrupa #17, 100 feet
 ring road
 3rd phase, 6th block,
 Banashankari 3rd stage
 Bangalore 560 085
 India
 T. +91 98809 26926
 F. +91 80401 74705

JAPAN
ESI Japan
 5F and 16F Shinjuku Green
 Tower Bldg. 6-14-1,
 Nishi-Shinjuku
 Shinjuku-ku, Tokyo 160-0023
 Japan
 T. +81 3 6381 8490 / 8494
 F. +81 3 6381 8488 / 8489

KOREA
Hankook ESI
 157-033, 5F MISUNG
 bldg., 660-6,
 Deungchon-3Dong,
 Gangseo-ku,
 South Korea
 T. +82 2 3660 4500
 F. +82 2 3662 0084

SOUTH-EAST ASIA
ESI Group South-East Asia
 12, Jalan Dato Haji Harun,
 Taman Taynton, Cheras
 56000 Kuala Lumpur
 Malaysia
 T. +60 (12) 6181014